

Branching Rules

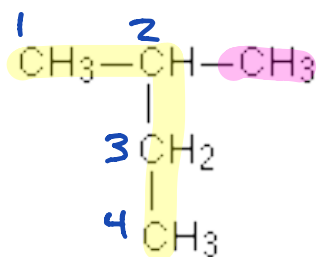
Name:

Date:

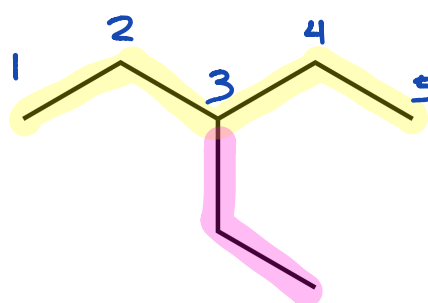
Block:

General steps to naming hydrocarbons:

1. Find and name parent chain
2. Number the parent chain, starting at the end closest to branches (lowest numbers possible)
3. Name each branch
4. Write the final name by naming the branches first and then naming the parent chain. Use commas between numbers and hyphens between branches

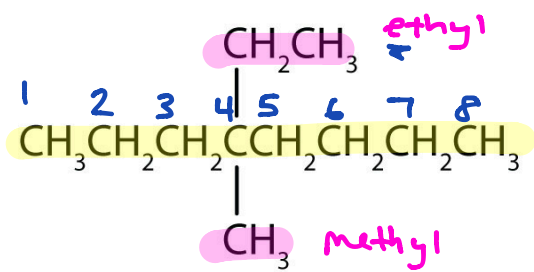


2 - methyl butane

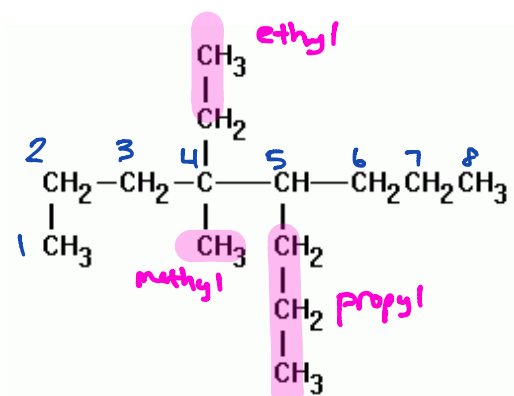


3 - ethyl pentane

Rule 1: Order branches alphabetically

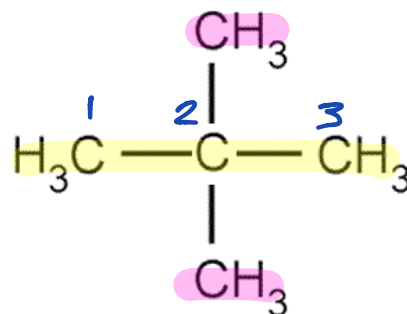
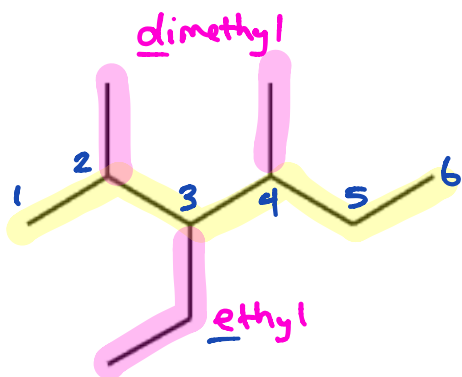


4-ethyl-4-methyloctane



4-ethyl-4-methyl-5-propyloctane

Rule 2: Use prefixes if there are multiples of the same branch (ex. di, tri, tetra, etc.). These prefixes are not used for alphabetical ordering.



Rule 3: If the branch numbers are the same from either end, start from the end closest to the largest branch.

